



**Kensington
Police Department
Annual Report 2019**

Letter From the Interim Chief

KPPCSD Board of Directors & Kensington Community Members,

It is a pleasure to present the Kensington Police Department's Annual Report for 2019. The following report contains a statistical representation of the outcomes your Police Department achieved during 2019. Included you will find data regarding the types of calls handled, response times, and crime rates. Wherever possible, we have also included the data for prior years to help give context.

We are looking forward to the challenges 2020 will bring and we commit to exceeding the expectations of our community. Please feel free to contact us with any questions or concerns about the information contained in this report. We sincerely appreciate your input and are very proud to serve our community.

Thank you,



Steve Simpkins, Interim Chief of Police

Response Times

Calls for service are separated into categories by priority, the highest of which is Priority 1 which includes in-progress threats to life and safety and emergency medical situations.

The average response time in 2019 for Priority 1 calls was 4 minutes 40 seconds. This is the length of time from when the officer receives the call to when the officer arrives on scene.

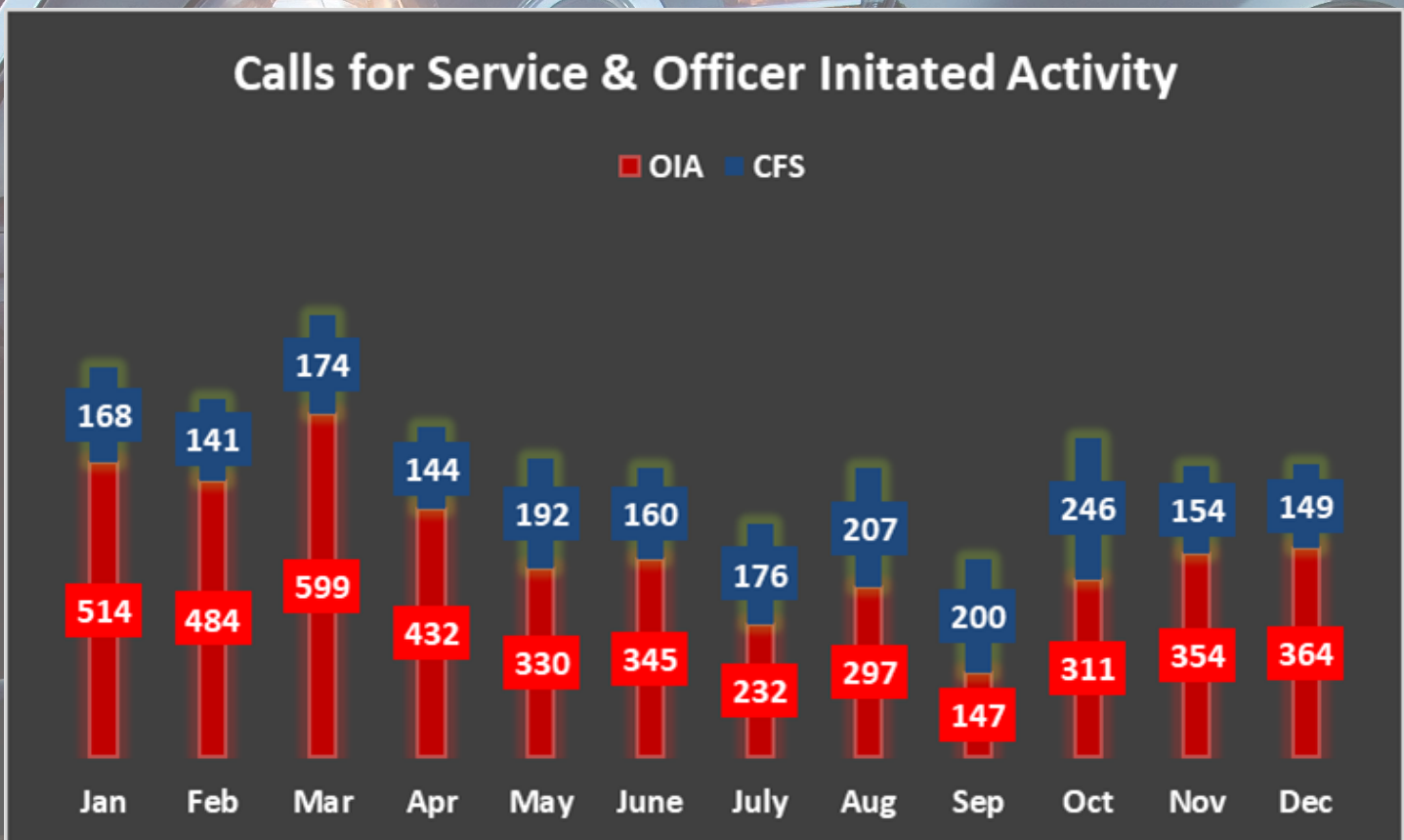
The average response time for the total of all calls for service received by the Kensington Police Department was 8 minutes 29 seconds.

Calls for Service

In 2019, the Kensington Police Department handled 6,520 calls for service. Any contact that results in a police report, an area check, an arrest of a criminal or a simple discussion with a citizen is considered a call for service. Calls for service also include officer-initiated activities such as traffic stops, foot patrols and business or residential security checks.

In 2018, there were a total of 7,181 total calls for service.

Below is a graph showing the breakdown of calls for service for each month of 2019:



Patrol Statistics

Frequent Calls for Service in 2019

Alarms	256
Suspicious Circumstances	179
911 Hang-ups	114
Suspicious Vehicles	105
Welfare Checks	61
Suspicious Subjects	55

Total Arrests 2019:	Total Reports 2019:
Felony 6	
Misdemeanor 15	221
Total 21	

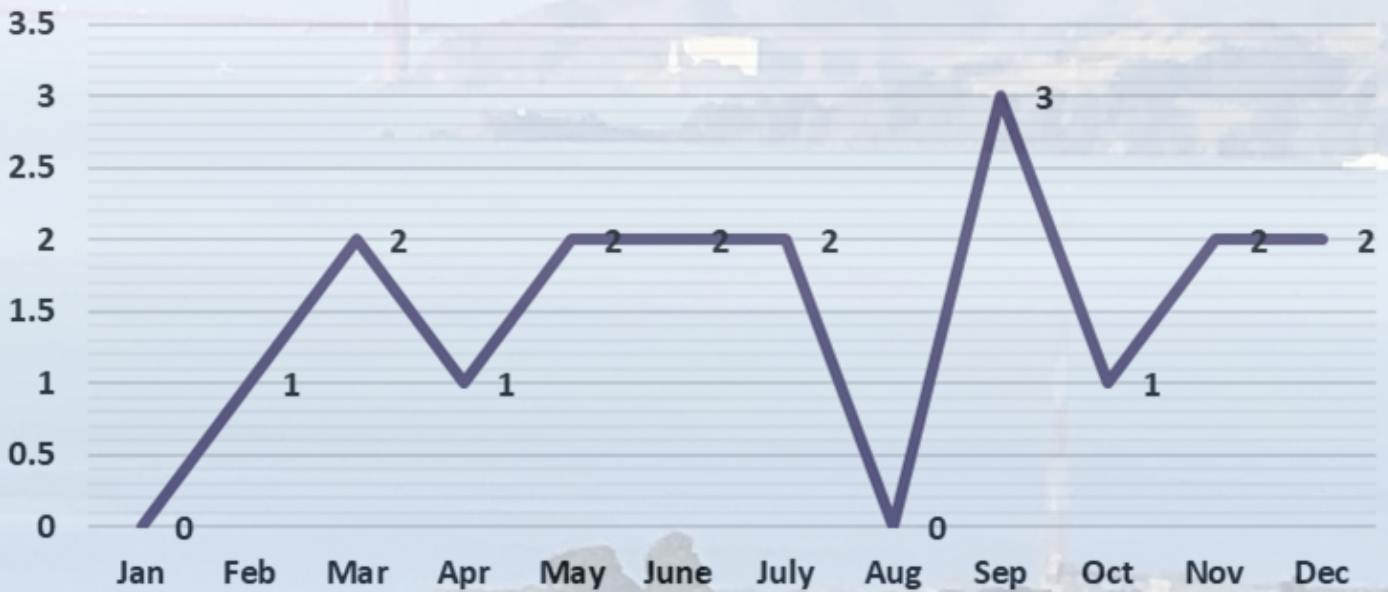
Total Arrests 2018:	Total Reports 2018:
Felony 4	
Misdemeanor 13	240
Total 17	

Patrol Statistics

There were 18 traffic accident reports in 2019, a decrease from 24 accident reports in 2018.

The graph below depicts the number of traffic accidents per month.

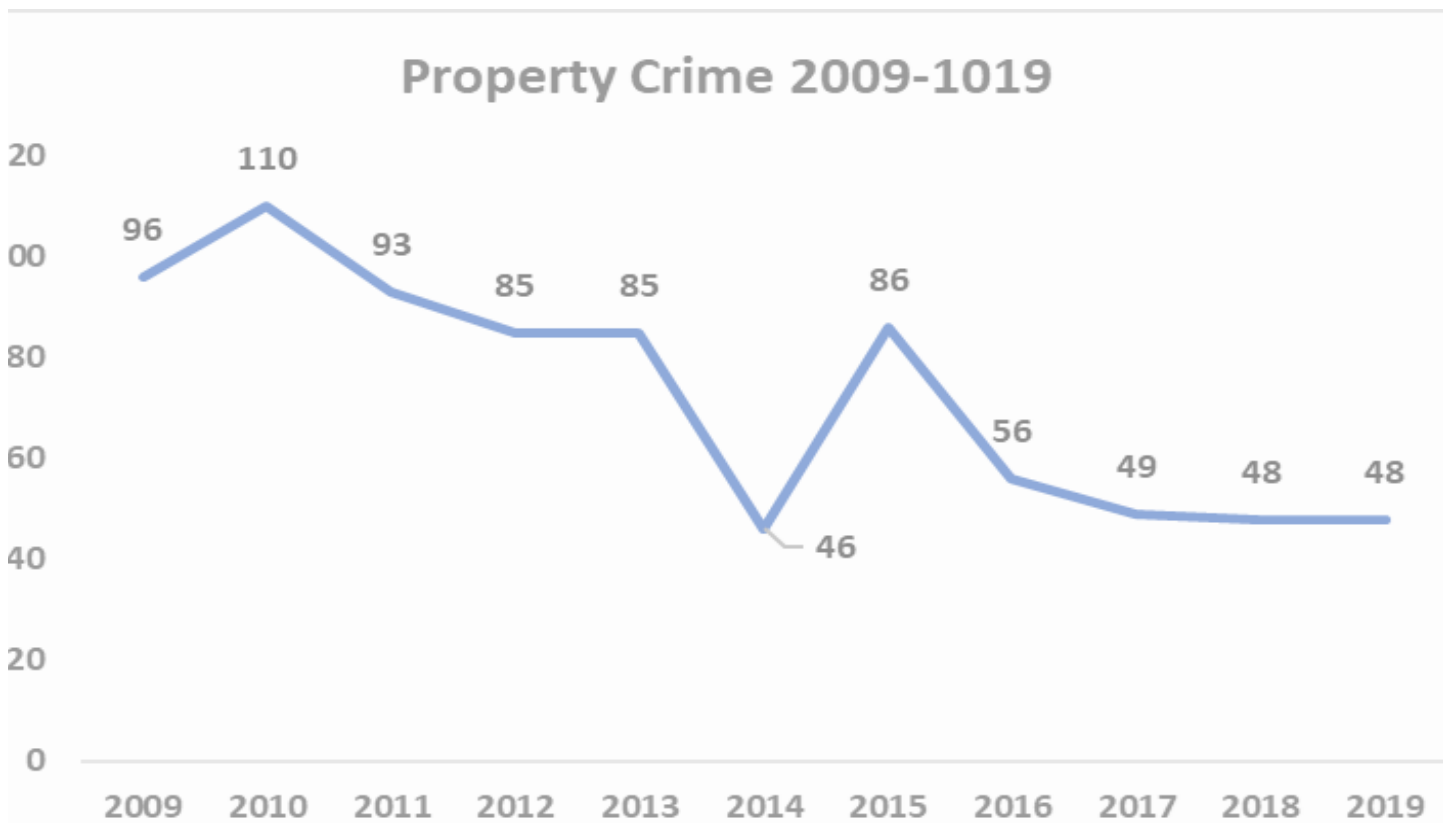
Traffic Accident Reports by Month



Property Crime

The following Property Crimes occurred in 2019:

Burglary	15
Larceny	25
Stolen Vehicles	8
Total	48

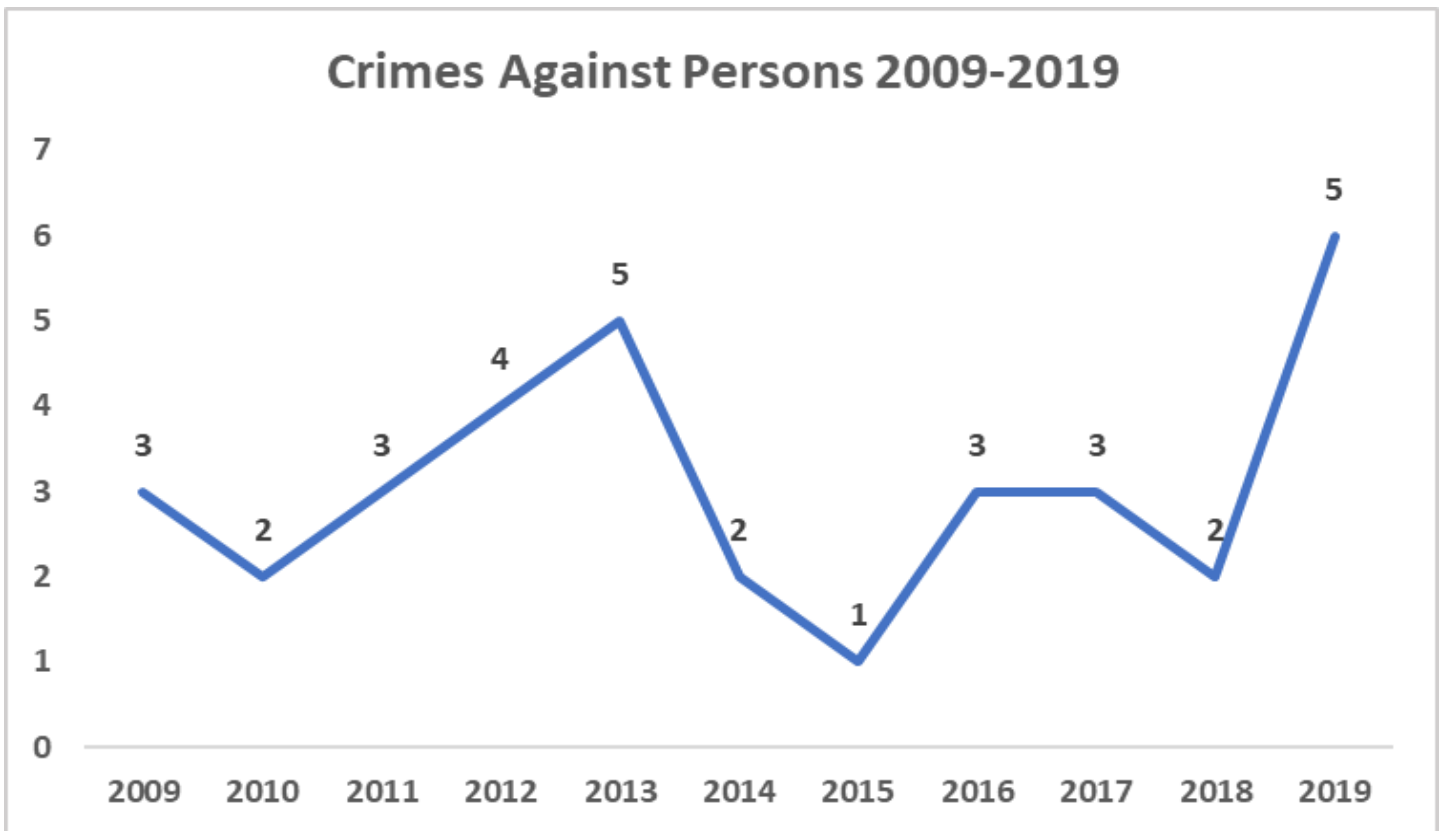


The above chart details property crime in Kensington from 2009 through 2019. Property crimes have decreased by 52% over the last decade and appear to be trending downward.

Crimes Against Persons

The following Crimes Against Persons occurred in 2019:

Rape	1
Robbery	1
Assault	3
Homicide	<u>0</u>
Total	5



This graph details the crimes against persons in Kensington from 2009 through 2019. The Kensington community continues to benefit from a very low rate of violent crime.



Kensington Police Protection and Community Services District



Contact Information

Kensington Police Dept. (510) 526-4141

Interim Chief Simpkins Ext. 550

Captain Hull Ext. 170

Sergeant Barrow Ext. 260

Detective Nath Ext. 310